

Summer Session

2015 Annual Report





Office of the Provost - Summer Session
550 HF Robinson Administration Building
1 University Way
Cullowhee, NC 28723

Phone: 828.227.3331

Email: ecnapoletano@email.wcu.edu

Web: summer.wcu.edu

WCU SUMMER SESSION

2015 ANNUAL REPORT

Table of Contents

About Summer Sessions	2
Summer Session Basics	3
Summer 2015 Highlights	4
Student Credit Hour Reports	5
Summer Finances	6
Summer Learning Communities	7
Summer Faculty	8
Summer 2015 Student Profile	9
Enrollment Trends	10
Financial Trends	12
Supplement: Statistical Survey of NCASS Public Member Institutions	13
Additional Information	15

ABOUT SUMMER SESSIONS

STUDENT SUCCESS

Student success is at the heart of everything we do at Western Carolina, beginning with our admissions decisions and carrying through graduation and beyond. The goal of our Office of Student Success is to provide the support needed to ensure each student reaches his or her academic potential, including identifying the right field of study and completing a degree that will lead to opportunities beyond WCU.

ANCHORS TO SUCCESS

Academic Advising: Located in Killian Annex, the Advising Center provides a holistic approach to advising by addressing students' academic and social potential.

Tutoring: Western Carolina offers a Math Tutoring Center that provides drop-in tutoring as well as scheduled one-on-one sessions and workshops. In addition, WCU's Writing and Learning Commons provides one-on-one writing tutoring, course tutoring for small groups and workshops on writing, research and academic skills.

First Year Experience: The First Year Experience at WCU will help you connect the pieces as you transition into college life. FYE offers peer leaders, shared academic experiences for freshmen, resources for first generation college students and more.

Student Support Services: This office provides supportive services to students in various populations with specialized needs. We also provide summer learning community programming including the Academic Success Program, Catamount Gap, and Whee Teach.

COMMITMENT TO SUCCESS IN THE SUMMER

Addressing Goal 1.5 of Chancellor Belcher's 2020 Vision, the Division of Student Success has committed to providing summer programming which will propel our students toward their educational goals. We seek to provide substantive, engaging and fun course offerings that carry momentum through the academic year.

2015 TUITION & FEES

Fees are assessed on a per credit hour basis.

Undergraduate

Resident	\$262.90
Non-Resident	\$417.90

Graduate

Resident	\$309.30
Non-Resident	\$509.30

Special Tuition Rates

Doctorate in Physical Therapy

Resident	\$359.30
Non-Resident	\$599.30

Communication Sciences & Disorders

Resident	\$379.30
Non-Resident	\$544.30

Doctorate of Nursing Professionals

Resident	\$584.30
Non-Resident	\$654.30

Certified Nurse Practitioner Anesthetist

Resident	\$584.30
Non-Resident	\$654.30

Family Nurse Practitioner

Resident	\$359.30
Non-Resident	\$564.30

SUMMER BASICS

What are our fees?

Fees are assessed on a per credit hour basis, and collected along with tuition.

Health Service Fee	\$10.85 (UG)/\$5.75 (GR)
Rec & Culture	\$16.10 (UG)/\$10.75 (GR)
Student Rec Center	
Debt Service Fee	\$6.00
Book Rental	\$8.15 (UG Only)
Athletic Fee	\$16.10
Athletics Facilities	
Debt Service Fee	\$3.85
Student Center	
Debt Service Fee	\$0.95
Document Fees	\$0.80
Education &	
Technology Fee	\$21.60
Assoc. of Student	
Government Fee	\$0.05
Transportation Fee	\$4.00
Dining Debt Service Fee	\$4.45



CALENDAR

May 11:	Full Term, Mini-mester, & First 8 Week Terms began
June 1:	First 4.5 Week & 9 Week Terms began
June 22:	Last 8 Week Term began
June 29:	Last 5 Week Term began
July 6:	Last 4.5 Week Term began
August 14:	Last day of Summer Sessions

SUMMER HOUSING

The residence halls for the 2015 Summer Sessions were Reynolds Hall and Albright/Benton Hall.

	1 Session	2 Sessions
Central Drive Hall - Private	\$629	\$1258
ASP & SLC Albright/Benton Hall - Double	\$548	
ASP & SLC Reynolds Hall - Single	\$799	

SUMMER HIGHLIGHTS

ENROLLMENT

Summer Session experienced an enrollment increase of 4.9% during the summer of 2015. There were 3,909 students that took summer 2015 classes. The largest gains were seen in the College of Health and Human Sciences, which enrolled 170 more students than the previous summer term. 2015 also saw growth in distance enrollment, with an increase of 681 students, or 46%, from 2014 enrollment. Residential enrollment decreased by 494 students, or 27% from 2014 enrollment.

TUITION COLLECTION

Colleges' total tuition for summer 2015:

\$2,892,226.50

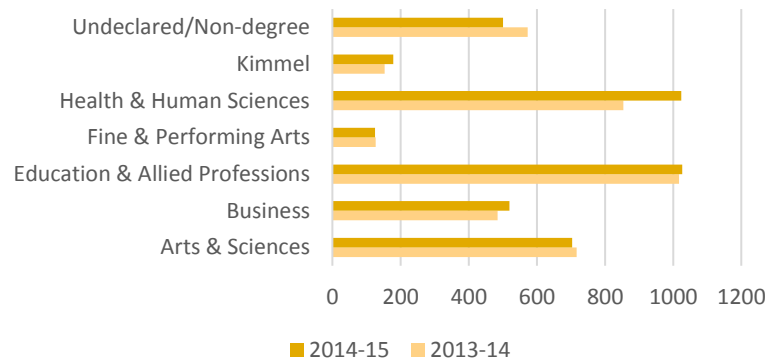
Attributed to undergraduate:

\$1,965,398.57

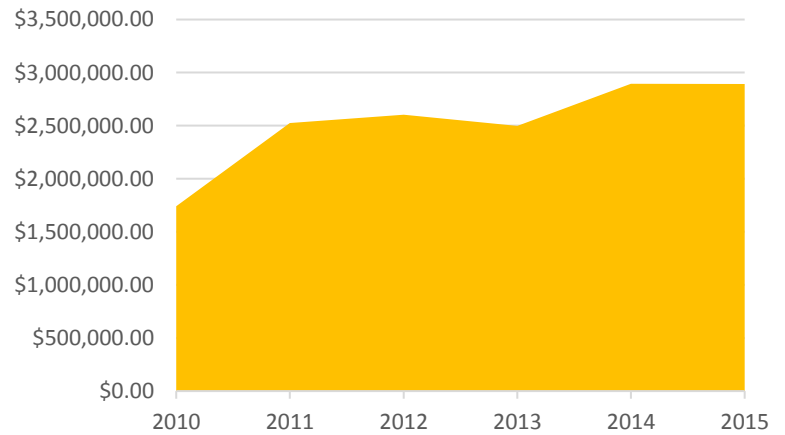
Attributed to graduate:

\$926,836.93

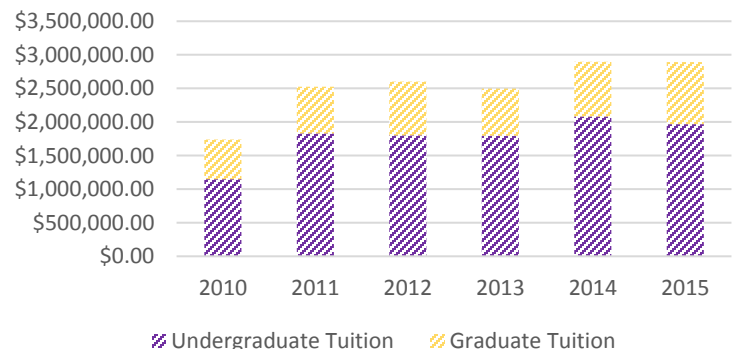
Summer Enrollment By College



Total Tuition



Graduate & Undergraduate Tuition



STUDENT CREDIT HOUR REPORTS

Overall Student Credit Hours

22031

BY COLLEGE:

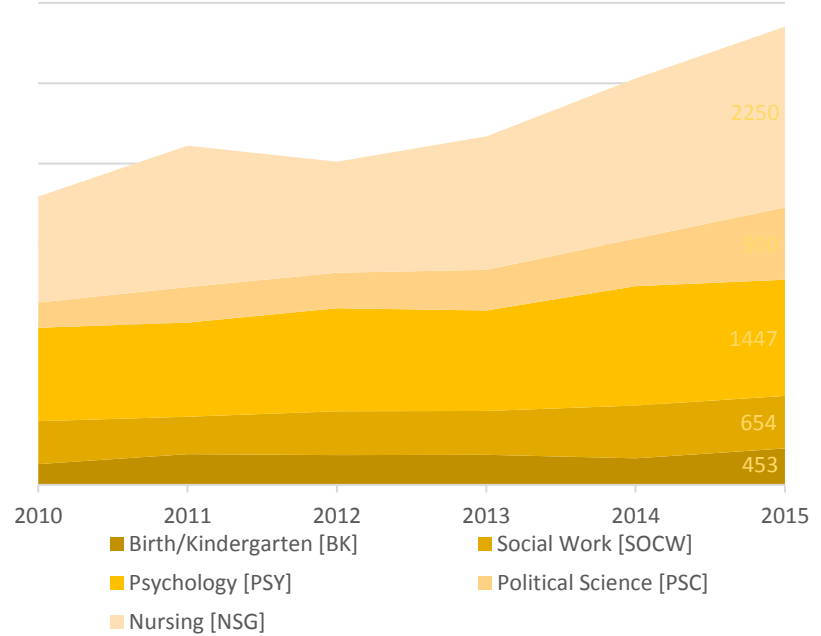
College of Arts & Sciences	6255
College of Education & Allied Professions	6195
College of Health & Human Sciences	5772
College of Business	2689
College of Fine & Performing Arts	729
Kimmel School	391

BY TYPE:

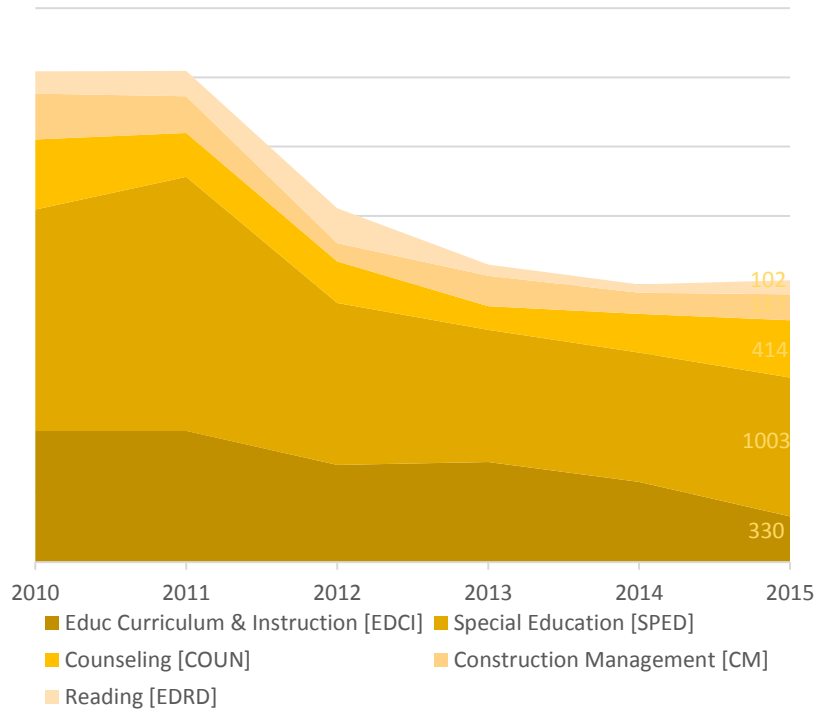
Graduate (Residential)	3486
Undergraduate (Residential)	11552
Distance	6993

What are our students studying in the summer?

Top Program Growth - by SCH Generation



Top Program Reductions - by SCH Generation



SUMMER FINANCES

INSTRUCTOR COMPENSATION

The base rate per credit hour is determined by the Office of the Provost in consultation with the college deans. The calculation considers the expected revenue generated with minimum enrollment.

Beginning summer 2015, the calculated base rate per credit hour is as follows:

TRADITIONAL/STANDARD COURSES

Full time Faculty	\$1500
Adjunct – Master’s Degree	\$900
Adjunct – Terminal Degree	\$1000

INTERNSHIP & INDEPENDENT STUDY COURSES

These courses are compensated on a per student, per credit hour rate determined by the dean of each college.

TRAVEL COURSES

These courses are compensated only if they are for credit, in consultation with the college and International Programs & Services Director.



Colleges’ total instructor compensation for summer 2015:

\$1,397,055.00

Permanent salaries coded to summer:

\$735,000*

Total salary cost to summer session:

\$2,132,055.00

(73.72% of tuition received)

*This figure does not account for any salaries that may be paid by the colleges with their summer revenue allocations.

HOW ARE REVENUES DISTRIBUTED?

The Office of the Provost will determine the net revenue generated from each college after all compensation and expenses have been determined and subtracted. The percentages of net revenue sharing are as follows:

Colleges (prorated according to net revenue generated):

50%

Office of the Provost:

30%

Colleges with Distance Education courses (prorated):

20%

(This 20% is distributed among colleges with distance education courses, prorated according to net revenue from distance offerings)

SUMMER LEARNING COMMUNITIES

GROWTH

Summer Learning Communities experienced some encouraging growth during the summer of 2015. Catamount Gap enrolled 95 students, compared to 62 in 2014. The Academic Success Program enrolled 170 students, up from 122 in 2014.

ACADEMIC GAINS

Students' performance is increasing in both Catamount Gap and ASP.

During 2015, the number of Catamount Gap students earning a 4.0 GPA increased from 21% in 2014 to 33.68%.

The number of ASP students earning a 4.0 GPA increased from 7.3% in 2014 to 11.76%.

Catamount Gap

- Enrollment 95
- Average Entry GPA (UW) 3.135
- Average Summer GPA 3.55
 - 64.58% earned a 3.5 or above
 - 32 students (33.68%) earned a 4.0

Academic Success Program

- Enrollment 170
- Average Entry GPA (UW) 2.99
- Average Summer GPA 3.31
 - 39.41% earned a 3.5 or above
 - 20 students (11.76%) earned a 4.0

WHAT WE DO

Over the course of a five week term, summer learning community students earn 6 to 8 credits in a learning community framework. Communities are divided by discipline. Programming is open both to incoming freshmen who elect to get an early start (Catamount Gap), and to conditionally admitted students who must maintain adequate grades during the summer term to attend during the regular fall semester (Academic Success Program). These two groups are not combined within communities, in order to provide targeted support where it is most needed.

LEARNING COMMUNITY FUNDING

Instructional funding for this program is derived completely from summer revenue. The program retains 90% of the net revenue; 10% is shared amongst the colleges.



SUMMER 2015 LEARNING COMMUNITY

DATES:

June 25-26	WCU & Program Orientation
June 29	Classes begin
July 31	Classes end

NEW IN 2015...

- Additional cohort for Honors students
- Additional cohort for Engineering majors, aimed at mathematics readiness

SUMMER

FACULTY

Hire the Rock Stars!

Identify faculty who are committed 110% to student success. Provide them with the resources they need to foster a successful learning environment; listen to their ideas; learn from their experiences; acknowledge their contributions as central to a successful summer session.

During the summer of 2015, WCU faculty

- Taught 695 undergraduate and 253 graduate course sections, including internships and independent studies;
- Led 21 course sections of Educational Travel, providing not only quality coursework, but cultural experiences to last a lifetime;
- Supported our summer learning communities and improved the Academic Success Program's performance significantly from 2014;
- And as always, brought the same passion for education to our Catamount Nation as they do during every term!

"I already utilize a multi-disciplinary approach to my classes so being in a cohort made perfect sense. I particularly enjoyed the new creative challenges that stretched me as a teacher as we combined course plans.... My favorite moments centered around the close relationships made with fellow instructors and with the students..... I believe [Catamount Gap] fosters benefits that will last for the entire college career. Students are more prepared for the rigors of the fall and I strongly sense that they will help their peers who might feel overwhelmed. Catamount Gap builds empathetic leaders."

Tamera Cole, Communications Professor



Thank you, WCU

Summer Session

faculty!

SUMMER

2015 STUDENT PROFILE

UNDUPLICATED HEADCOUNT:

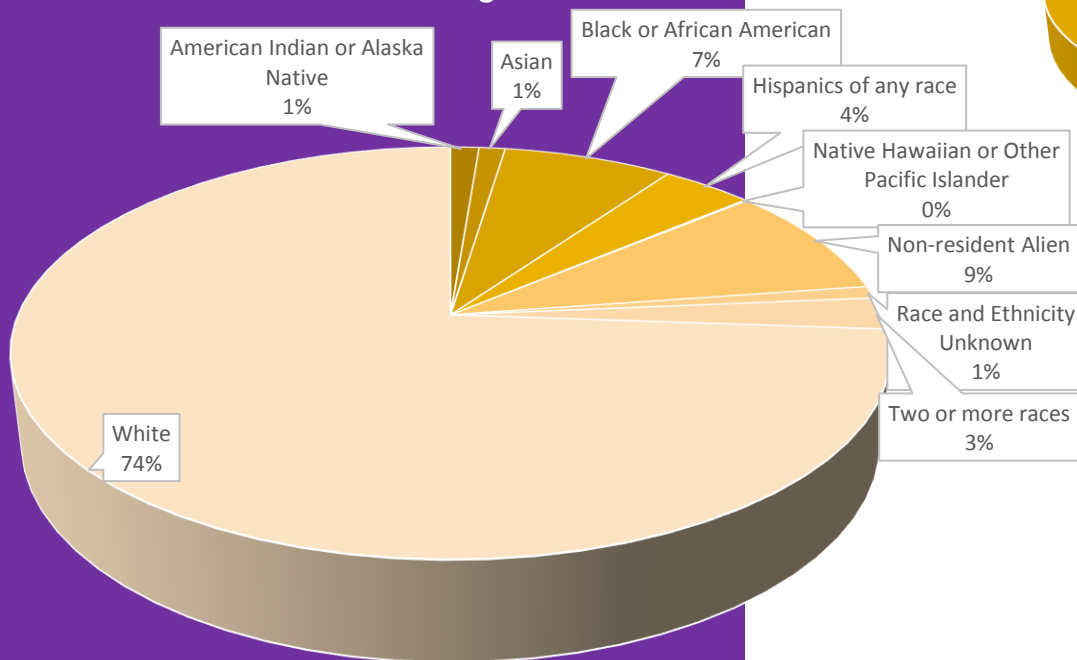
3909

COLLEGE BREAKDOWN

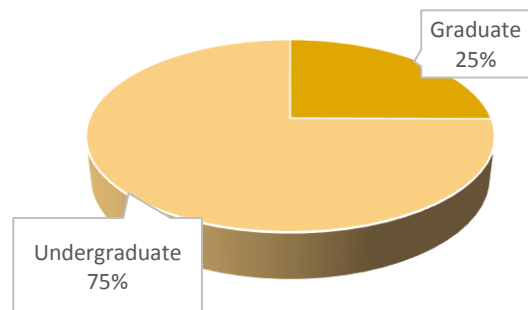
The totals below are unduplicated enrollment headcounts for each of the colleges. As some students may be enrolled in more than one college, the sum of the college headcounts will not equal the overall headcount of 3909 above.

Arts & Sciences	704
Business	520
Education & Allied Professions	1027
Health & Human Sciences	1024
Fine & Performing Arts	125
Kimmel	179
Undeclared/Non-degree	501

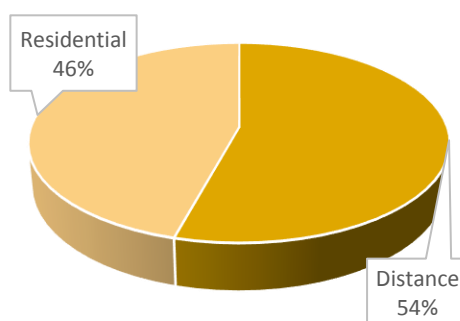
Enrollment by Race



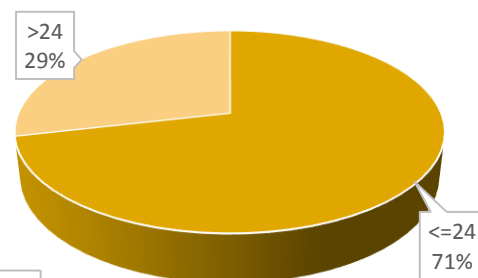
Graduate & Undergraduate



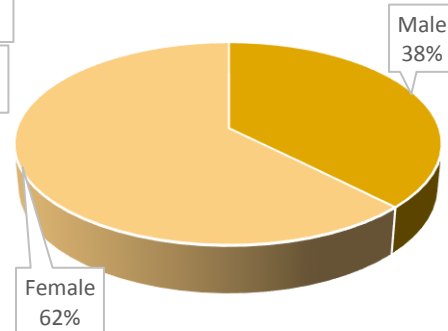
Distance & Residential



Undergraduate Student Age



Gender

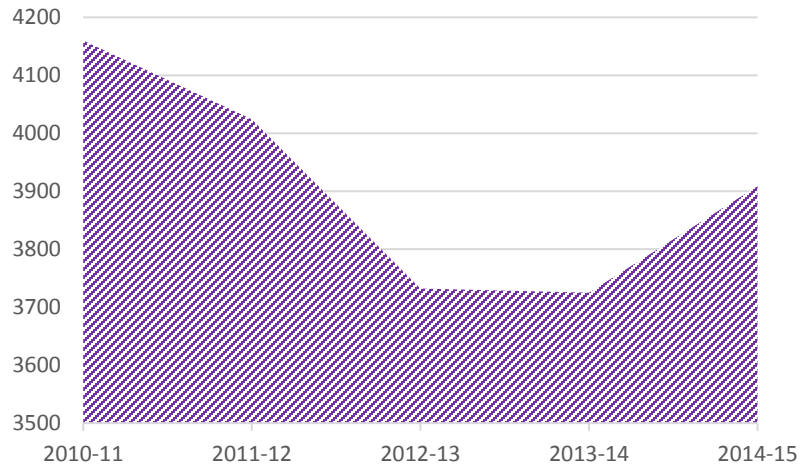


ENROLLMENT TRENDS

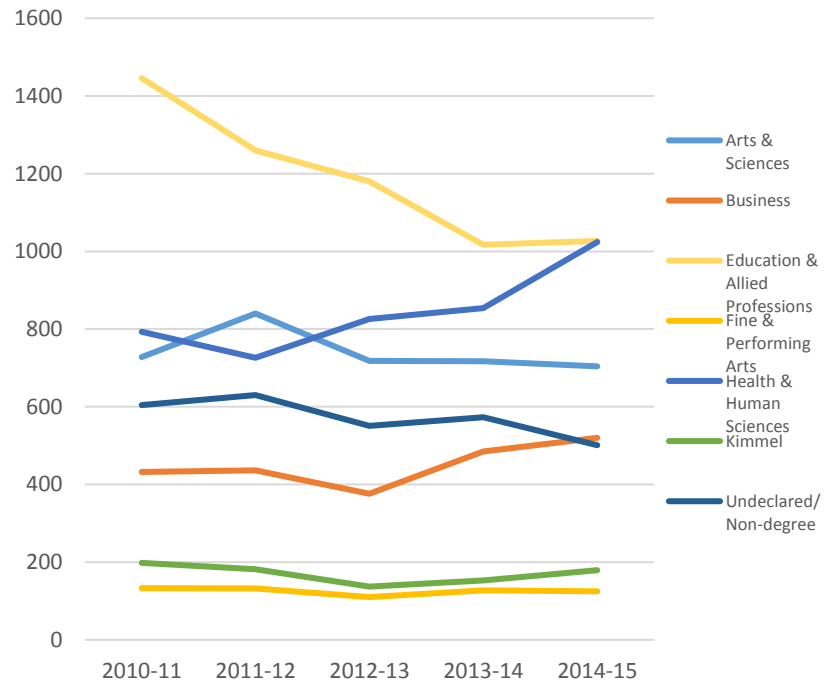
You've seen who our students were in 2015, but who have they been in the past?

Here you see summer session information dating back to 2010. Over five years, summer session at WCU has changed shape significantly. Our student body has shifted from mostly residential to mostly distance, we are seeing an increase in some minority populations, and while the College of Education and Allied Professions is still our most highly enrolled college during the summer months, Health and Human Sciences is catching up quickly—the two colleges' enrollments were separated by just 3 students in 2015.

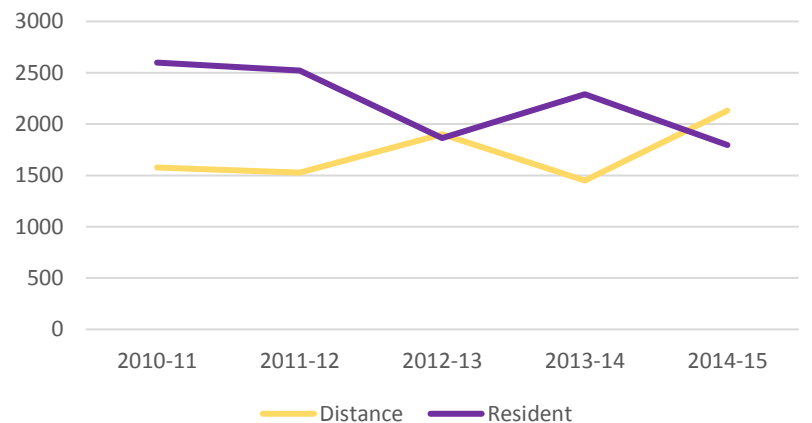
OVERALL ENROLLMENT



ENROLLMENT BY COLLEGE



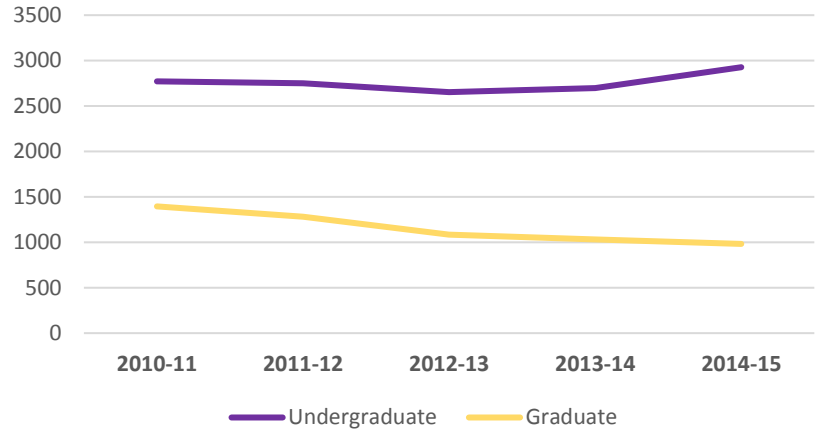
DISTANCE AND RESIDENTIAL ENROLLMENT



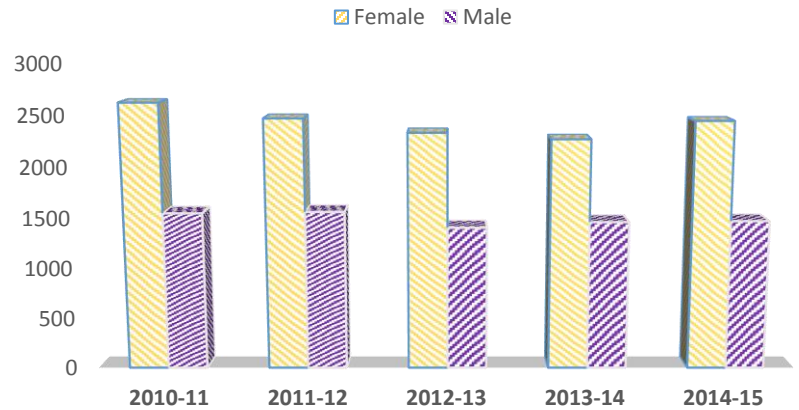
ENROLLMENT TRENDS

(continued)

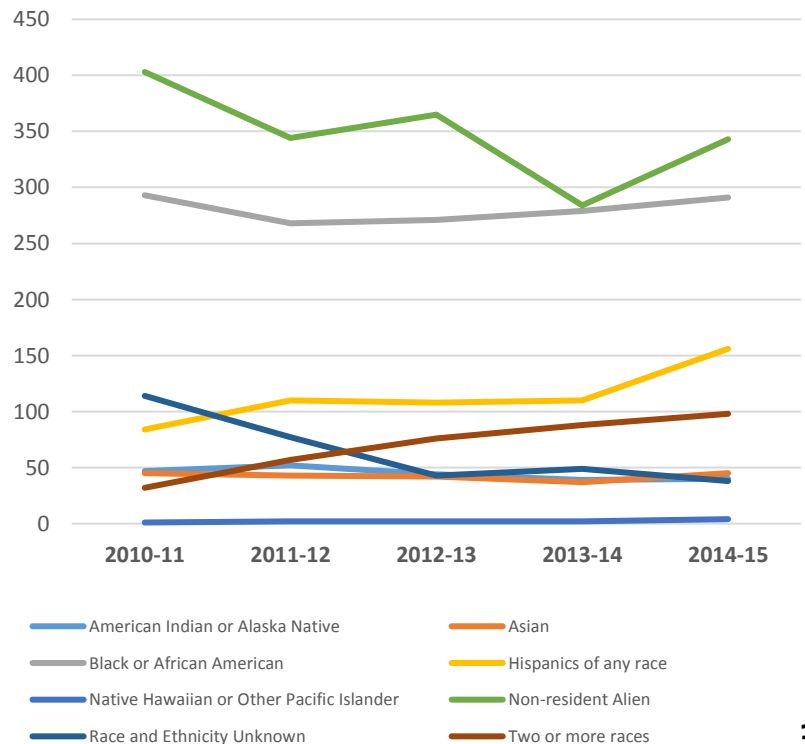
GRADUATE AND UNDERGRADUATE ENROLLMENT



ENROLLMENT BY GENDER

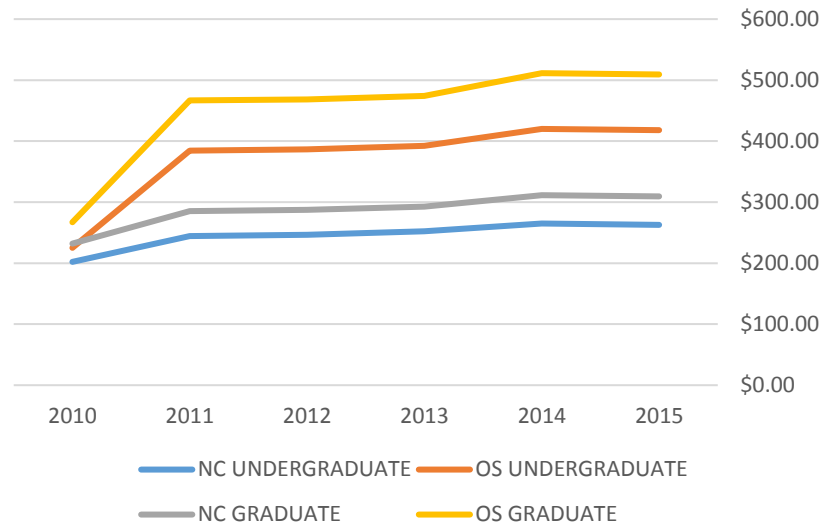


MINORITY ENROLLMENT

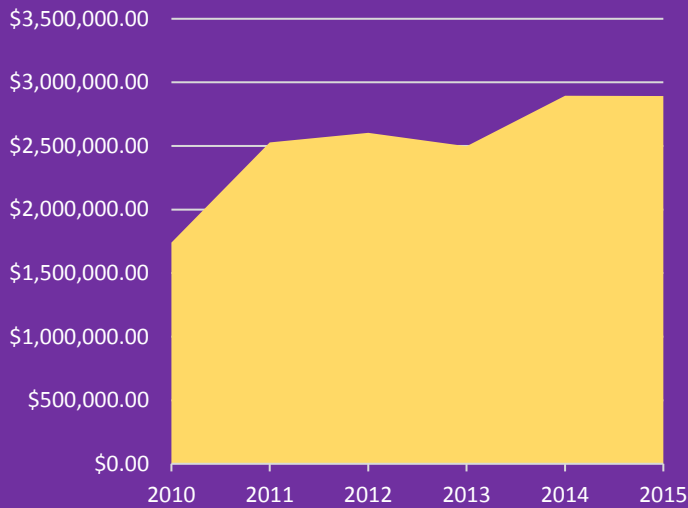


FINANCIAL TRENDS

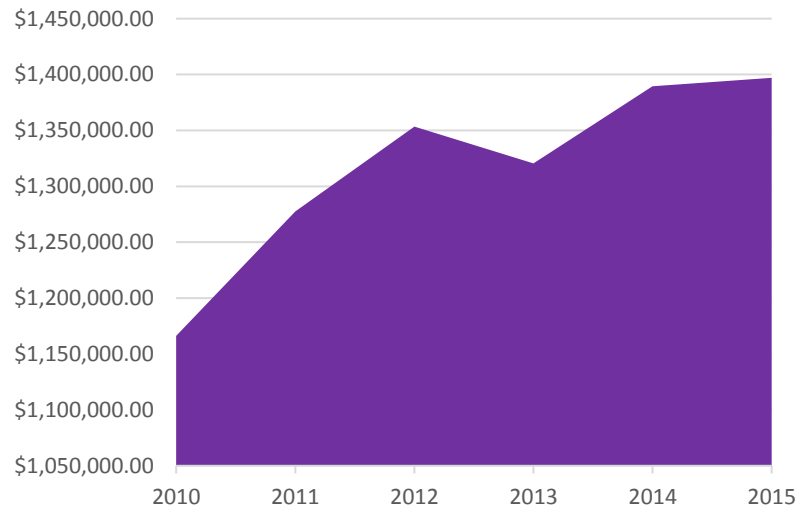
TUITION AND FEES (PER CREDIT HOUR)



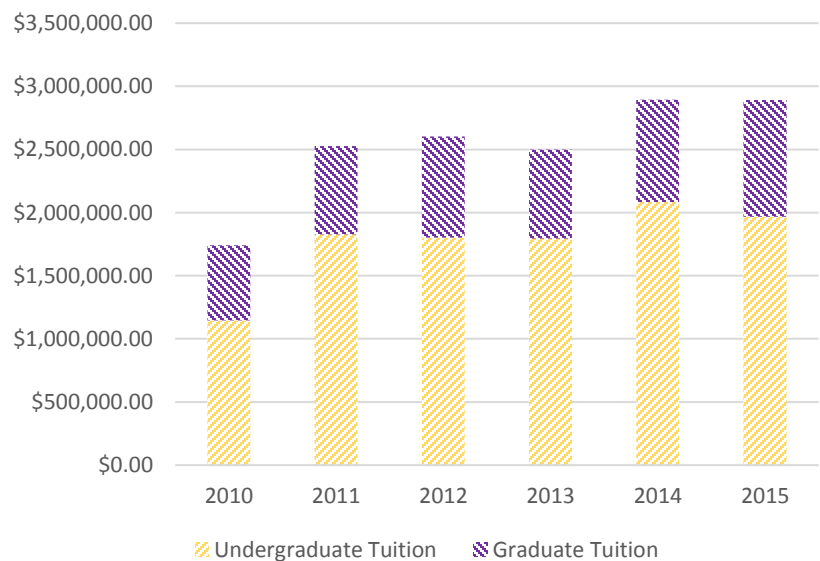
TOTAL TUITION COLLECTION



COLLEGE INSTRUCTIONAL COST



GRADUATE AND UNDERGRADUATE TUITION COLLECTION



SUPPLEMENT:

Statistical Survey of Summer Session at North Carolina Association of Summer Sessions Public Member Institutions

	Appalachian State University	East Carolina University	Fayetteville State University	NC A&T State University	NC Central University	UNC Chapel Hill	UNC Greensboro	UNC-Wilmington	Western Carolina University
Begin date of summer session:	5/24/2015	5/19/2015	5/13/2015	5/18/2015	5/18/2015	13-May-15	5/14/2015	18-May-15	11-May-05
End date of summer session:	8/3/2015	7/30/2015	7/31/2015	7/31/2015	8/1/2015	28-Jul-15	7/24/2015	23-Jul-15	14-Aug-15
Total number of Parts of Term	13	3	4	5	3	2	2	3	10
Duration in weeks of summer session:	Session 1 5	one 5-wk, one 11-wk	4 weeks	one 5-wk, one 11-wk, one 2-wk session	5	5	5	5	4.5/9
	Session 2 5	one 5-wk	4 weeks	one 5-wk, one 2-wk session	4	5	5	5	4.5/8
	Interession		12 days						
	Eight Weeks /Online		8 weeks						8
Number of sections offered (Not including independent study, thesis, etc.):		801	405	436	401	579	220	368	876
Number of sections offered on-line: (paid by summer funds and considered main campus)	137	730	121	133	0	25	0	0 - All online courses were paid by Distance Ed funding for Summer 2015	
Students' maximum credit hour load per session:	7	6	10	7	6	8	7	8	8
Tuition per credit hour:	In-state Undergrad \$137.00 In-state Grad \$170.00 Out-of-state Undergrad \$424.00 Out-of-state Grad \$478.00	\$179.96 \$249.61 \$813.17 \$933.89	\$121.30 \$170.90 \$242.60 \$341.80	\$119.48 \$168.92 \$537.66 \$598.50	\$135.00 \$155.00 \$475.00 \$622.70	\$171.00 \$191.00 \$556.00 \$466.00	\$145.91 \$241.50 \$574.25 \$606.50	\$139.05 \$159.65 \$489.25 \$592.25	\$170.00 \$235.00 \$325.00 \$435.00
Total General/Student fees per credit hour:	\$34.25	\$66.96	\$37.00	\$68.09	\$65.32	\$64.00	\$107.14	\$35.50	\$92.90
Fee assessment	Per credit hour X	X	X	X	X	X	X	X	X
List major types of student fees:	Flat rate student development \$17.00 educational technology \$17.00 student government \$0.25 undergraduate book rental per e) \$35.00 f)	Ed Tech \$14.25 Health Services \$9.79	Athletic Health Services Student Activity	Athletics Health Services Student Activities Educational Technology	Ed Tech Athletic Web Registration	Stu. Facilities \$29.45 Ed Tech \$16.54 Student Government \$0.04 Stu Activities \$15.70 Eagle Card Fee	Stu. Facilities \$29.45 Ed Tech \$16.54 Student Government \$0.04 Mandatory \$22.25 Athletic Fee \$25.93 Registration \$6.00 Transportation \$2.08	Health Services \$10.85 Education & Technology \$21.60 Student Government \$0.25 Rec & Culture \$16.10	Health Services \$10.85 Education & Technology \$21.60 Rec & Culture \$16.10 Book Rental \$8.15
Are the fees negotiable?	Yes (indicate with an "X") No X	X	X	X	X	X	X	X	X
What type of salary system do you use?	Faculty rank (indicate with an "X") Course load								
	X 2.9% per credit hour	X		33.00%	X	11% of 9-month base	X	0.111 x ann sal w/ 6,000 cap	
	Special formula		X	Yes see below			1/12 of annual 9 mos salary		X
	Guaranteed contract			No			Contingent on crse enriment	prorate low enrolled classes	
	Other								
Do you cap salaries?	yes	No	Yes	Yes	No	Yes	Yes	yes	yes
By what method/formula do you cap salaries?	32% of annual		Salary max reached @ 15 students	1.) 1/3 of 9 month salary. 2.) Not to exceed \$2,167 per cr hr. 3.) 12 cr hr Max		Fixed amount	Not to exceed \$6,500	\$6,000 max for 3 cr hr (perm faculty) \$4,000 max for 3 cr hr (part time faculty)	Summer comp. not to exceed 3/9 of annual salary for 9 month employees, or 2/10 of annual salary for 10 month employees
class enrollment for a class to run?	Undergrad NA; dean's decision Grad NA; dean's decision	20 15	5 5	20 15	12 10	NA NA	15 10	15 12	11 8
Number of instructional minutes per 3-credit course:	2250	2250	2250	2,250	2250		2250	2250	2250
Number of employees supporting summer session operations?	Perm Admin/Directorial 1 Perm support staff 2 Temp Admin/Directorial Temp support staff	0.5 0.25	1 1	1 3	1 1	0.75 3	0 1.5	0 2	1 1

ADDITIONAL INFORMATION

If you are searching for additional information on summer sessions, including information on maximum compensation limits, course proposals, student load limits, and more, please reference the **APR 19: Guidelines for Summer Session**. This document can be found in the Faculty & Staff Resources section of the Provost Office web page. There you will also find a spreadsheet detailing the summer term schedule and faculty pay dates.

For questions regarding our **summer learning communities**, please contact

Student Support Services
205 Killian Annex
bjgorman@email.wcu.edu
(828) 227 - 7127

For **any other questions**, please contact

Claire Napoletano, University Program Associate for Summer Session
Office of the Provost
HF Robinson Administration Building, ste. 550
ecnapoletano@email.wcu.edu
(828) 227-3331

Or

Lowell K. Davis, Assistant Vice Chancellor for Student Success
Office of the Provost
HF Robinson Administration Building, ste. 550
lkdavis@email.wcu.edu
(828) 227-2670

Western
Carolina
UNIVERSITY