

How to register for classes in myWCU

Log in to myWCU:

The screenshot shows the Western Carolina University website. At the top, the browser address bar displays www.wcu.edu. A yellow callout box with a red arrow pointing to the address bar contains the text: "Navigate to wcu.edu in your browser." The website header features the Western Carolina University logo on the left and navigation links for "News & Events", "Support WCU", "Quick Links", and "Social Media" on the right. Below the header is a purple navigation bar with six main categories: "DISCOVER About Western Carolina", "APPLY Admissions & Aid", "LEARN Academics & Support", "EXPERIENCE Student Life & Services", "COMPETE Athletics at WCU", and "ENGAGE Community & Alumni". The main content area features a large banner image of a teacher interacting with students in a classroom. Overlaid on the banner is the text "Meeting 'Rigorous Standards'" in a large, white, serif font, with a small building icon below it. Underneath this is the text "Teacher education programs granted continuing accreditation". Navigation arrows are visible on the left and right sides of the banner. At the bottom of the page, there is a dark grey navigation bar with five links: "INFO FOR FUTURE STUDENTS", "INFO FOR CURRENT STUDENTS", "INFO FOR FACULTY & STAFF", "INFO FOR PARENTS & FAMILY", and "INFO FOR ALUMNI & COMMUNITY".

www.wcu.edu

Navigate to wcu.edu in your browser.

Western Carolina UNIVERSITY

News & Events Support WCU Quick Links Social Media

DISCOVER About Western Carolina

APPLY Admissions & Aid

LEARN Academics & Support

EXPERIENCE Student Life & Services

COMPETE Athletics at WCU

ENGAGE Community & Alumni

Meeting 'Rigorous Standards'

Teacher education programs granted continuing accreditation

INFO FOR FUTURE STUDENTS

INFO FOR CURRENT STUDENTS

INFO FOR FACULTY & STAFF

INFO FOR PARENTS & FAMILY

INFO FOR ALUMNI & COMMUNITY

Interested in joining the Western Carolina community? Our engaged and supportive



Click on Quick Links



DISCOVER
About Western Carolina

APPLY
Admissions & Aid

LEARN
Academics & Support

EXPERIENCE
Student Life & Services

COMPETE
Athletics at WCU

ENGAGE
Community & Alumni



Meeting 'Rigorous Standards'



Teacher education programs granted continuing accreditation

INFO FOR
FUTURE STUDENTS

INFO FOR
CURRENT STUDENTS

INFO FOR
FACULTY & STAFF

INFO FOR
PARENTS & FAMILY

INFO FOR
ALUMNI & COMMUNITY

Interested in joining the Western Carolina community? Our engaged and supportive

DISCOVER
About Western Carolina

APPLY
Admissions & Aid

LEARN
Academics & Support

Click myWCU

Student Life & Services

COMPLETE
Athletics at WCU

STUDENT RESOURCES

- [myWCU](#)
- [OneStop](#)
- [Blackboard](#)
- [Email](#)
- [Library](#)
- [Academic Calendar](#)
- [Students Accounts](#)

MAPS & LOCATION

- [Main Campus](#)
- [WCU at Biltmore Park](#)
- [Campus Map](#)

FIND PEOPLE

- [Faculty and Staff Directory](#)
- [Student Directory](#)

Meeting 'Rigorous Standards'



Teacher education programs granted continuing accreditation

INFO FOR
FUTURE STUDENTS

INFO FOR
CURRENT STUDENTS

INFO FOR
FACULTY & STAFF

INFO FOR
PARENTS & FAMILY

INFO FOR
ALUMNI & COMMUNITY

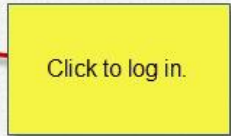


myWCU

Home = myWCU

myWCU is a secure portal for Applicants, Students, Faculty and Staff designed to make accomplishing tasks and finding information easier.

The best desktop experience is attained with Internet Explorer 9 or later, and Chrome 30.0 or later. The best mobile experience is attained with Chrome for Android and Safari for iOS Devices.



All logged in users will have access to:


- Critical Dates and Deadlines
- Financial Aid Information
- Register or Withdraw from Class
- Check CatCard Balance and Add Cash
- Residence Hall and Meal Plan Details
- Academic Services
- Timesheets/Leave Reports
- University Services

Frequently Asked Questions

IT Support

Call the Help Desk
828.227.7487 local 866.928.7487 toll free
7:30am – 6:30pm Eastern M-F

Visit the Technology Commons
Chat and walk-in hours:
<http://tc.wcu.edu/>



Enter your WCU ID (the first part of your WCU email address).

Enter your passcode.

If you need assistance



WCUid (e.g. @catamount.wcu.edu, @wcu.edu)

Password

Login

[Forgot or need to change your WCUid password?](#)

Need Assistance?

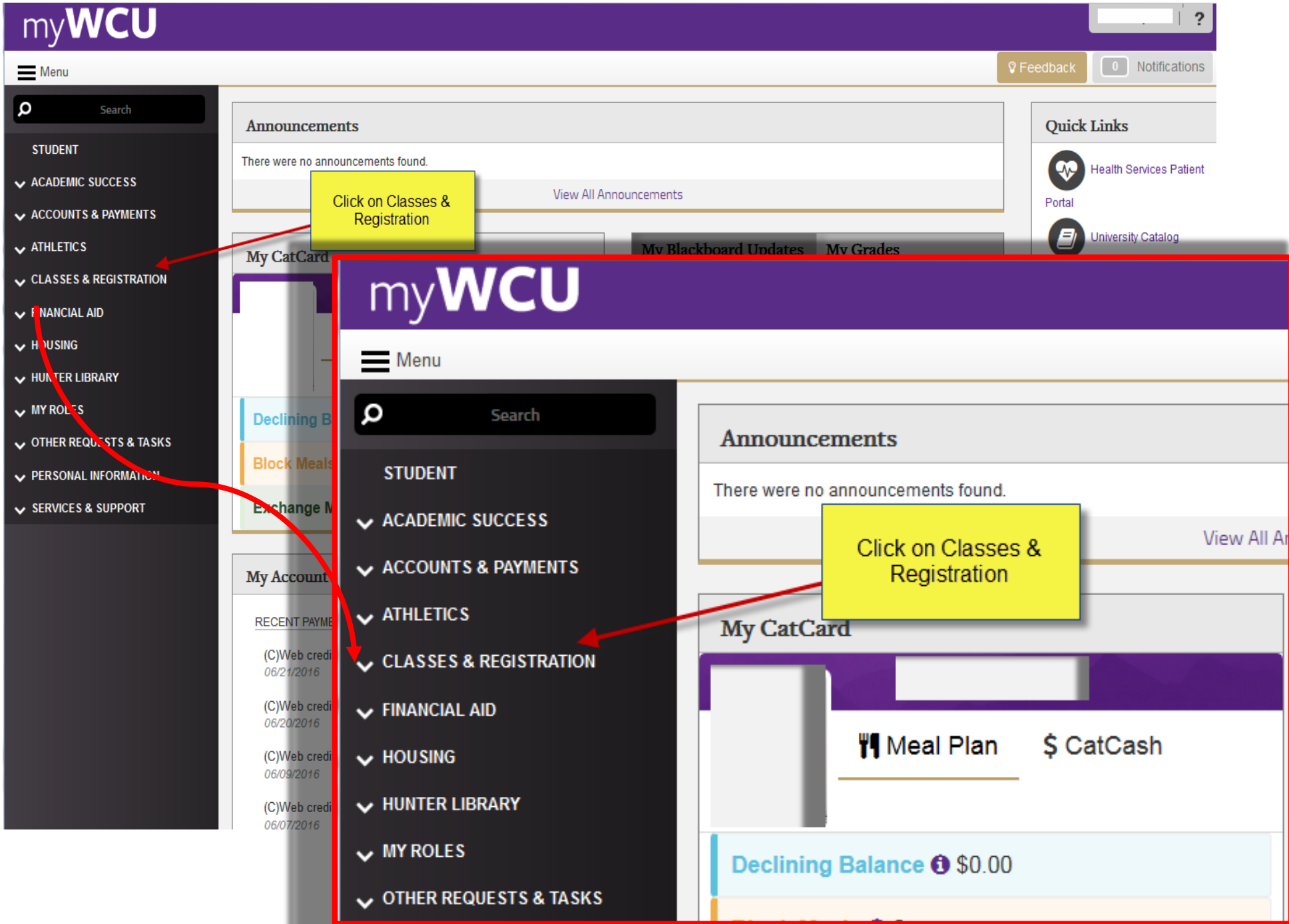
[Contact IT Help Desk](#)
(828) 227-7487

[Contact Technology Commons](#)
Ground Floor of Hunter Library

As a reminder, IT will never ask you to confirm account information, such as username and password, through email.

To find registration in myWCU:

The image shows a screenshot of the myWCU website interface. The browser address bar displays <https://home.my.wcu.edu/student/Pages/default.aspx>. The page features a purple header with the myWCU logo and a navigation menu icon (three horizontal lines). A yellow callout box with a red arrow points to the menu icon, containing the text: "To access the registration screen, click on Menu." Below the header, there are sections for "Announcements" (stating "There were no announcements found."), "Quick Links" (with icons for Health Services Patient and Personal Services), "My CatCard" (with a Meal Plan section), and "My Account Summary" (listing recent payments). A second yellow callout box with a red arrow points to the menu icon in a zoomed-in view of the My CatCard section, also containing the text: "To access the registration screen, click on Menu." The zoomed-in view shows the My CatCard details, including a declining balance of \$0.00, block meals, and exchange meals, as well as a list of recent payments.



Search

STUDENT

ACADEMIC SUCCESS

ACCOUNTS & PAYMENTS

ATHLETICS

CLASSES & REGISTRATION

Classes & Registration Home

Access UNC Online

Add or Drop a Course

Apply for Graduation

Check Registration Status

Find a Registrar's Office Form

Order Textbooks from the Bookstore

Register for Classes

Search the Schedule of Classes

Search the University Catalog

Submit a Course Evaluation

View Bookstore Rentals

View My Schedule

Announcements

There were no announcements found.

View All Announcements

Quick Links

Health Services Patient Portal

University Catalog

My CatCard

Declining Balance \$0.00

Block Meals 0

Exchange Meals 0

My Account Summary

RECENT PAYMENTS:

(C)Web credit card payment 06/21/2016

(C)Web credit card payment 06/20/2016

(C)Web credit card payment 06/09/2016

(C)Web credit card payment 06/07/2016

Search

STUDENT

ACADEMIC SUCCESS

ACCOUNTS & PAYMENTS

ATHLETICS

CLASSES & REGISTRATION

Classes & Registration Home

Access UNC Online

Add or Drop a Course

Apply for Graduation

Check Registration Status

Find a Registrar's Office Form

Announcements

There were no announcements found.

My CatCard

Declining Balance \$0.00

Block Meals 0

Exchange Meals 0

Click Add or Drop a Course

Click Add or Drop a Course

Browse

Personal Information | **Student** | Accounts and Payments | Financial Aid | Instructor | Advisor | Employee | WebTailor Administration

Select Term

Home > Select Term

Select a Term:

Select the registration term

Submit

Click submit

© 2016 Ellucian Company L.P. and its affiliates.

RELEASE: 8.7.1

Browse

Personal Information | Student | Accounts and Payments | Financial Aid | Instructor | Advisor | Employee | WebTailor Administration

Add/Drop Classes

Home > Student > Registration > Return to Add/Drop

Fall 2016
Jun 21, 2016 12:54 pm

Use this interface to add or drop classes for the selected term.

Add Courses: To add a class, enter the Course Reference Number (CRN) in the Add Class table or click Class Search to review the class schedule. **Paired Courses:** Co-requisites and linked/lab courses require that you register for both sections simultaneously.

Course Drops & Course Withdrawals: Failure to drop a class before the add/drop deadline will necessitate a withdrawal. Withdrawals remain on the transcript with a grade of W and affect tuition surcharge and satisfactory academic progress. Drop and withdrawal deadlines are published on the [Registrar's site](#).

Course Waitlists: Some courses are supported with course waitlists. If you waitlist for a course and a seat becomes available, you will be notified via Catamount email. You must claim the seat within 24 hours of receiving notice or the next person on the waitlist will be offered the seat. If you miss the deadline, you must re-register for the course.

Distance Education: There may be additional requirements for Distance Education courses for verification of student identity for proctored examinations.

If you have already obtained the five-digit CRNs for the courses, enter them in these boxes.

[Add Classes Worksheet](#)

CRNs

<input type="text"/>	<input type="text"/>	<input type="text"/>	<input type="text"/>	<input type="text"/>	<input type="text"/>	<input type="text"/>	<input type="text"/>	<input type="text"/>	<input type="text"/>
----------------------	----------------------	----------------------	----------------------	----------------------	----------------------	----------------------	----------------------	----------------------	----------------------

Submit Changes

Class Search

Reset

If you need to look up courses, click class search or open a separate browser tab and go to schedule.wcu.edu.

[View Holds](#)

© 2016 Ellucian Company L.P. and its affiliates.

RELEASE: 8.5.1.2

Browse

Personal Information | Student | Accounts and Payments | Financial Aid | Instructor | Advisor | Employee | WebTailor Administration

Add/Drop Classes

Home > Student > Registration > Return to Add/Drop

Fall 2016
Jun 21, 2016 12:54 pm

Use this interface to add or drop classes for the selected term.

Add Courses: To add a class, enter the Course Reference Number (CRN) in the Add Class table or click Class Search to review the class schedule. **Paired Courses:** Co-requisites and linked/lab courses require that you register for both sections simultaneously.

Course Drops & Course Withdrawals: Failure to drop a class before the add/drop deadline will necessitate a withdrawal. Withdrawals remain on the transcript with a grade of W and affect tuition surcharge and satisfactory academic progress. Drop and withdrawal deadlines are published on the [Registrar's site](#).

Course Waitlists: Some courses are supported with course waitlists. If you waitlist for a course and a seat becomes available, you will be notified via Catamount email. You must claim the seat within 24 hours of receiving notice or the next person on the waitlist will be offered the seat. If you miss the deadline, you must re-register for the course.

Distance Education: There may be additional requirements for verification of student identity for proctored examinations.

Linked courses (usually lecture/lab courses) must be entered simultaneously, as must corequisite courses.

Add Classes Worksheet

CRNs									
80344	80186	80187							

Submit Changes | Class Search | Reset

After entering the CRNs, click Submit Changes.

[View Holds](#)

Browse

Personal Information | Student | Accounts and Payments | Financial Aid | Instructor | Advisor | Employee | WebTailor Administration

Add/Drop Classes

Home > Student > Registration > Return to Add/Drop

Fall 2016
Jun 21, 2016 01:13 pm

Use this interface to add or drop classes for the selected term.

Add Courses: To add a class, enter the Course Reference Number (CRN) in the Add Class table or click Class Search to review the class schedule. **Paired Courses:** Co-requisites and linked/lab courses require that you register for both sections simultaneously.

Course Drops & Course Withdrawals: Failure to drop a class before the add/drop deadline will necessitate a withdrawal. Withdrawals remain on the transcript with a grade of W and affect tuition surcharge and satisfactory academic progress. Drop and withdrawal deadlines are published on the [Registrar's site](#).

Course Waitlists: Some courses are supported with course waitlists. If you waitlist for a course and a seat becomes available, you will be notified via Catamount email. You must claim the seat within 24 hours of receiving notice or the next person on the waitlist will be offered the seat. If you miss the deadline, you must re-register for the course.

Distance Education: There may be Distance Education courses for verification of student identity for proctored examinations.

These messages indicate successful registration for the selected courses.

Current Schedule

Status	Action	CRN	Subj	Crse	Sec	Level	Cred	Grade Mode	Title
Web Registered on Jun 21, 2016	None	80344	ANTH	251	01	Undergraduate	3.000	Regular Grading	Intro Forensic Anth
Web Registered on Jun 21, 2016	None	80186	BIOL	140	07	Undergraduate	4.000	Regular Grading	Principles of Biology I
Web Registered on Jun 21, 2016	None	80187	BIOL	140	30	Undergraduate	0.000	No Grade	Principles of Biology I-LAB

Total Credit Hours: 7.000
Billing Hours: 7.000
Minimum Hours: 0.000
Maximum Hours: 18.000
Date: Jun 21, 2016 01:13 pm

This shows the total hours for which you have registered.

Add Classes Worksheet

CRNs

<input type="text"/>	<input type="text"/>	<input type="text"/>	<input type="text"/>	<input type="text"/>	<input type="text"/>	<input type="text"/>	<input type="text"/>	<input type="text"/>	<input type="text"/>
----------------------	----------------------	----------------------	----------------------	----------------------	----------------------	----------------------	----------------------	----------------------	----------------------

Submit Changes | Class Search | Reset

Browse

Personal Information | Student | Accounts and Payments | Financial Aid | Instructor | Advisor | Employee | WebTailor Administration

Add/Drop Classes

Home > Student > Registration > Return to Add/Drop

Fall 2016
Jun 21, 2016 01:13 pm

Use this interface to add or drop classes for the selected term.

Add Courses: To add a class, enter the Course Reference Number (CRN) in the Add Class table or click Class Search to review the class schedule. **Paired Courses:** Co-requisites and linked/lab courses require that you register for both sections simultaneously.

Course Drops & Course Withdrawals: Failure to drop a class before the add/drop deadline will necessitate a withdrawal. Withdrawals remain on the transcript with a grade of W and affect tuition surcharge and satisfactory academic progress. Drop and withdrawal deadlines are published on the [Registrar's site](#).

Course Waitlists: Some courses are supported with course waitlists. If you waitlist for a course and a seat becomes available, you will be notified via Catamount email. You must claim the seat within 24 hours of receiving notice or the next person on the waitlist will be offered the seat. If you miss the deadline, you must re-register for the course.

Distance Education: There may be additional fees associated with the verification of student identity for proctored examinations.

If you wish to drop a course click the down arrow, select Web Drop, and click Submit Changes below.

Current Schedule

Status	Action	CRN	Subj	Crse	Sec	Level	Cred	Grade Mode	Title
Web Registered on Jun 21, 2016	None	80344	ANTH	251	01	Undergraduate	3.000	Regular Grading	Intro Forensic Anth
Web Registered on Jun 21, 2016	Web Drop	80186	BIOL	140	07	Undergraduate	4.000	Regular Grading	Principles of Biology I
Web Registered on Jun 21, 2016	None	80187	BIOL	140	30	Undergraduate	0.000	No Grade	Principles of Biology I-LAB

Total Credit Hours: 7.000
Billing Hours: 7.000
Minimum Hours: 0.000
Maximum Hours: 18.000
Date: Jun 21, 2016 01:13 pm

Add Classes Worksheet

CRNs

<input type="text"/>	<input type="text"/>	<input type="text"/>	<input type="text"/>	<input type="text"/>	<input type="text"/>	<input type="text"/>	<input type="text"/>	<input type="text"/>	<input type="text"/>
----------------------	----------------------	----------------------	----------------------	----------------------	----------------------	----------------------	----------------------	----------------------	----------------------

Submit Changes

Class Search

Reset